

Budget in brief

2006-07

Table of Contents

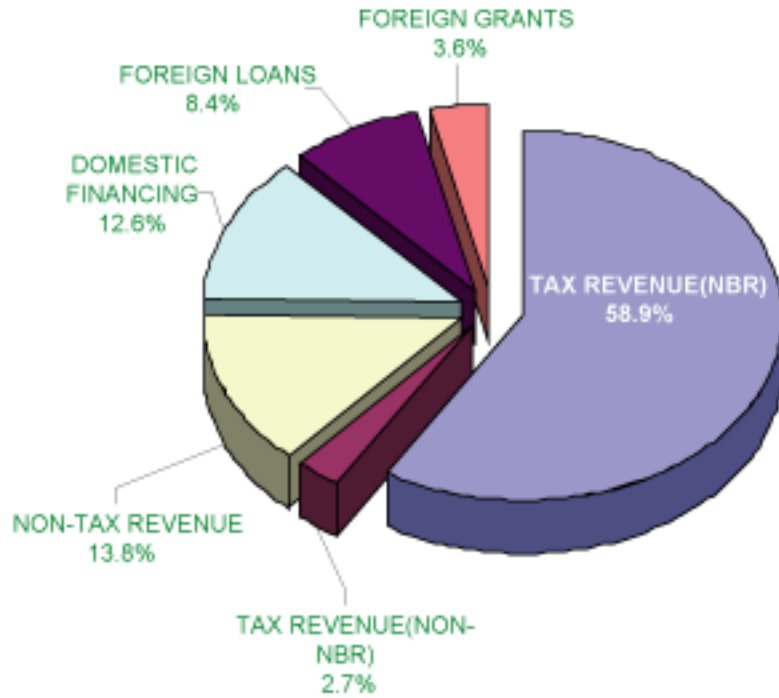
Budget at a Glance

Graph	I	:	Non-Development and Development Budget : 2006-07 Resources Coming From
Statement	I	:	Broad Details of Revenue Receipts
Statement	II	:	Non-Development and Development Expenditure
Statement	IIA	:	Non-Development and Development Budget : Use of Resources
Graph	II	:	Non-Development and Development Budget : 2006-07 Use of Resources
Statement	III	:	Broad Details of Non-Development Expenditure
Graph	III	:	Non-Development Budget : 2006-07 Detail of Non-Development Expenditure
Statement	IV	:	Economic Analysis of No-Development Expenditure
Graph	IV	:	Non-Development Budget : 2006-07 Economic Analysis of Non-Development Expenditure
Statement	V	:	Foreign Grants and Loans
Statement	VIA	:	Loans & Advances and Other Non-Development Expenditure
Statement	VIB	:	Domestic Borrowing
Statement	VII	:	Public Accounts of the Republic
Statement	VIII	:	Summary of Food Account
Statement	IX	:	Resources for Annual Development Programme
Statement	X	:	Development Expenditure by Ministry/Division
Graph	V	:	Development Budget : 2006-07 Details of Development Expenditure

Graph I

NON-DEVELOPMENT & DEVELOPMENT BUDGET:2006-07
(TAKA 697.40 BILLION)

Resources coming from



Tax Revenue(NBR)	
Taka 410.55 Billion	
of which	
VAT	35.9%
Import Duty	23.1%
Income Tax	20.8%
Suppl.Duty	18.8%
Others	1.4%

Statement I
Broad Details of Revenue Receipts
(Excluding Grants, Loans and Food Account Transactions)

(Taka in Crore)

Description	Budget 2006-07	Revised 2005-06	Budget 2005-06
Tax Revenue			
National Board of Revenue (NBR) Portion			
Taxes on Income and Profit	8500	6960	6960
Value Added Tax (VAT)	14729	12398	12675
Import Duty	9485	8235	9100
Excise Duty	185	163	165
Supplementary Duty	7701	6394	6400
Other Taxes and Duties	455	306	352
Sub-total - National Board of Revenue (NBR) Portion :	41055	34456	35652
Non-NBR Portion			
Narcotics and Liquor Duty	50	45	45
Taxes on Vehicles	382	331	326
Land Revenue	415	384	377
Stamp Duty (Non Judicial)	1013	959	912
Sub-total - Non-NBR Portion :	1860	1719	1660
Total - Tax Revenue :	42915	36175	37312
Non-Tax Revenue			
Dividend and Profit	1499	1271	1277
Interest	900	732	793
Administrative Fees and Charges	1190	1103	1120
Fines, Penalties and Forfeiture	74	72	71
Receipts for Services Rendered	486	466	457
Rents, Leases and Recoveries	104	98	93
Tolls and Levies	165	151	151
Non-Commercial Sales	379	284	272
Defence Receipts	828	693	632
Other Non-Tax Revenue and Receipts	1336	1309	948
Railway	521	521	521
Post Offices	179	158	158
Telegraph and Telephone Board	1903	1772	1850
Capital Revenue	63	63	67
Total - Non-Tax Revenue :	9627	8693	8410
Grand Total - Revenue Receipts :	52542	44868	45722

Statement II
Non-Development and Development Expenditure
(excluding loans & advances, domestic & foreign debt and food account operations)

(Taka in Crore)

Ministry/Division	Budget 2006-07	Revised 2005-06	Budget 2005-06
Public Services			
Office of the President			
Non-Development	4	4	4
Total - Office of the President :	4	4	4
Parliament			
Non-Development	43	46	43
Development	11	13	6
Total - Parliament :	54	59	49
Prime Minister's Office			
Non-Development	69	63	57
Development	339	278	345
Total - Prime Minister's Office :	408	341	402
Cabinet Division			
Non-Development	18	21	22
Development	0	1	2
Total - Cabinet Division :	18	22	24
Election Commission			
Non-Development	142	94	29
Development	3	1	0
Total - Election Commission :	145	95	29
Ministry of Establishment			
Non-Development	475	379	367
Development	114	88	111
Total - Ministry of Establishment :	589	467	478
Public Service Commission			
Non-Development	10	7	6
Development	4	5	5
Total - Public Service Commission :	14	12	11
Finance Division			
Non-Development/1 (Excluding Domestic Debt Repayment and Loans & Advances)	5640	3175	5889
Development	234	253	214
Total - Finance Division :	5874	3428	6103
Internal Resources Division (IRD)			
Non-Development	642	621	607
Development	26	4	2
Total - Internal Resources Division (IRD) :	668	625	609
Economic Relations Division			
Non-Development (Excluding Foreign Debt Repayment)	28	23	21
Development	24	2	4
Total - Economic Relations Division :	52	25	25

1. Includes allocation for civil pension, parts of subsidy, unexpected expenditure and block allocations for new programmes.

Statement II : Non-Development and Development Expenditure

(Taka in Crore)

Ministry/Division	Budget 2006-07	Revised 2005-06	Budget 2005-06
Planning Division			
Non-Development	69	67	67
Development	327	161	476
Total - Planning Division :	396	228	543
Implementation, Monitoring and Evaluation Division			
Non-Development	5	5	5
Development	8	9	7
Total - Implementation, Monitoring and Evaluation Division :	13	14	12
Ministry of Foreign Affairs			
Non-Development	251	257	246
Total - Ministry of Foreign Affairs :	251	257	246
Total - Public Services :	8486	5577	8535
Local Government and Rural Development			
Local Government Division			
Non-Development	859	778	775
Development	5263	5021	4808
Total - Local Government Division :	6122	5799	5583
Rural Development and Co-operatives Division			
Non-Development	184	224	236
Development	121	113	194
Total - Rural Development and Co-operatives Division :	305	337	430
Ministry of Chittagong Hill Tracts Affairs			
Non-Development	128	128	126
Development	240	239	244
	368	367	370
Total - Local Government and Rural Development :	6795	6503	6383
Defence Services			
Ministry of Defence			
Non-Development	4659	4334	4168
Development	158	75	75
Total - Ministry of Defence :	4817	4409	4243
Ministry of Defence - Others Services			
Non-Development	87	77	77
Total - Ministry of Defence - Others Services :	87	77	77
Total - Defence Services :	4904	4486	4320
Public Order and Safety			
Ministry of Law, Justice and Parliamentary Affairs			
Non-Development	190	176	163
Development	68	64	57
Total - Ministry of Law, Justice and Parliamentary Affairs :	258	240	220

Statement II : Non-Development and Development Expenditure

(Taka in Crore)

Ministry/Division	Budget 2006-07	Revised 2005-06	Budget 2005-06
Supreme Court			
Non-Development	26	24	21
Total - Supreme Court :	26	24	21
Ministry of Home Affairs			
Non-Development	3220	2992	2762
Development	158	202	238
Total - Ministry of Home Affairs :	3378	3194	3000
Anti Corruption Commission			
Non-Development	15	5	10
Total - Anti Corruption Commission :	15	5	10
Total - Public Order and Safety :	3677	3463	3251
Education and Technology			
Primary and Mass Education Ministry			
Non-Development	2460	2124	2100
Development	2261	1695	1728
	4721	3819	3828
Ministry of Education - Education Division			
Non-Development	4645	4223	4160
Development	1525	1060	1499
	6170	5283	5659
Ministry of Science and Information & Communication Technology			
Non-Development	109	111	111
Development	93	52	88
Total - Ministry of Science and Information & Communication Technology :	202	163	199
Total - Education and Technology :	11093	9265	9686
Health			
Ministry of Health and Family Welfare			
Non-Development	2409	2065	2063
Development	2375	2047	2177
Total - Ministry of Health and Family Welfare :	4784	4112	4240
Total - Health :	4784	4112	4240
Social Security and Welfare			
Ministry of Social Welfare			
Non-Development	661	552	536
Development	106	55	90
Total - Ministry of Social Welfare :	767	607	626
Ministry of Women and Childrens' Affairs			
Non-Development	566	515	515
Development	183	87	128
Total - Ministry of Women and Childrens' Affairs :	749	602	643

Statement II : Non-Development and Development Expenditure

(Taka in Crore)

Ministry/Division	Budget 2006-07	Revised 2005-06	Budget 2005-06
Ministry of Liberation Affairs			
Non-Development	113	79	89
Development	22	65	63
Total - Ministry of Liberation Affairs :	135	144	152
Ministry of Food & Disaster Management			
Non-Development (Including VGF, TR, GR and allocation for Special Relief and excluding Food Account Operation)	999	779	837
Development	603	807	866
Total - Ministry of Food & Disaster Management :	1602	1586	1703
Total - Social Security and Welfare :	3253	2939	3124
Housing			
Ministry of Housing and Public Works			
Non-Development	559	566	556
Development	46	70	59
Total - Ministry of Housing and Public Works :	605	636	615
Total - Housing :	605	636	615
Recreation, Culture and Religious Affairs			
Ministry of Information			
Non-Development	221	195	187
Development	86	23	79
Total - Ministry of Information :	307	218	266
Ministry of Cultural Affairs			
Non-Development	63	59	50
Development	68	38	50
Total - Ministry of Cultural Affairs :	131	97	100
Ministry of Religious Affairs			
Non-Development	49	50	45
Development	74	58	12
Total - Ministry of Religious Affairs :	123	108	57
Ministry of Youth and Sports			
Non-Development	130	125	123
Development	184	192	183
Total - Ministry of Youth and Sports :	314	317	306
Total - Recreation, Culture and Religious Affairs :	875	740	729
Fuel and Energy			
Petroleum and Mineral Resources Division			
Non-Development	23	21	21
Development	674	350	1000
Total - Petroleum and Mineral Resources Division :	697	371	1021

Statement II : Non-Development and Development Expenditure

(Taka in Crore)

Ministry/Division	Budget 2006-07	Revised 2005-06	Budget 2005-06
Energy Division			
Non-Development	3	2	2
Development	3586	3397	3270
Total - Energy Division :	3589	3399	3272
Total - Fuel and Energy :	4286	3770	4293
Agriculture			
Ministry of Agriculture /2			
Non-Development	1928	1767	1114
Development	1221	632	1099
Total - Ministry of Agriculture :	3149	2399	2213
Ministry of Fisheries and Livestock			
Non-Development	371	276	293
Development	207	148	258
Total - Ministry of Fisheries and Livestock :	578	424	551
Ministry of Environment and Forest			
Non-Development	128	115	107
Development	114	159	310
	242	274	417
Ministry of Land			
Non-Development	258	230	225
Development	113	36	89
Total - Ministry of Land :	371	266	314
Ministry of Water Resources			
Non-Development	510	384	388
Development	956	747	846
Total - Ministry of Water Resources :	1466	1131	1234
Total - Agriculture :	5806	4494	4729
Industrial and Economic Services			
Ministry of Industries			
Non-Development	48	43	42
Development	204	219	255
Total - Ministry of Industries :	252	262	297
Ministry of Textiles and Jute			
Non-Development	40	155	34
Development	20	25	31
Total - Ministry of Textiles and Jute :	60	180	65
Ministry of Commerce			
Non-Development	45	43	41
Development	133	59	68
Total - Ministry of Commerce :	178	102	109

2. An amount of 500 crore taka previously allocated in the development budget of the Ministry of Agriculture for agriculture assistance and development programs has been transferred to non-development budget, which increased the allocation of non-development budget both in the FY 2005-06 revised and FY 2006-07 budget.

Statement II : Non-Development and Development Expenditure

(Taka in Crore)

Ministry/Division	Budget 2006-07	Revised 2005-06	Budget 2005-06
Ministry of Labour and Employment			
Non-Development	18	16	16
Development	86	90	72
Total - Ministry of Labour and Employment :	104	106	88
Ministry of Expatriates' Welfare and Overseas Employment			
Non-Development	35	30	31
Total - Ministry of Expatriates' Welfare and Overseas Employment :	35	30	31
Total - Industrial and Economic Services :	629	680	590
Transport and Communication			
Ministry of Communication			
Non-Development	2061	1701	1684
Development	3296	2708	3148
Total - Ministry of Communication :	5357	4409	4832
Ministry of Shipping			
Non-Development	59	64	45
Development	327	102	209
Total - Ministry of Shipping :	386	166	254
Ministry of Civil Aviation and Tourism			
Non-Development	4	2	2
Development	50	86	89
Total - Ministry of Civil Aviation and Tourism :	54	88	91
Ministry of Post and Telecommunications			
Non-Development	804	733	707
Development	770	727	719
Total - Ministry of Post and Telecommunications :	1574	1460	1426
Total - Transport and Communication :	7371	6123	6603
Interest			
Domestic			
Non-Development	6298	6246	5752
Total - Domestic :	6298	6246	5752
Foreign			
Non-Development	1339	1299	1295
Total - Foreign :	1339	1299	1295
Total - Interest :	7637	7545	7047

Total - Non-Development Expenditure (Excluding Loans & Advances, Domestic & Foreign Debt, Food Account Operations and structural adjustments (A))	43720	38070	38872
Development Expenditure (B) :	26481	22263	25273
Memorandum Item :			
Net Outlay for Food Account Operation (C) :	202	207	158
Loans & Advances - Net (D) :	-1211	-32	-1161
Structural Adjustment Expenditure (E) :	0	200	750
Non-ADP Employment Generation Programmes (F) :	548	350	491
Total - Expenditure (A+B+C+D+E+F) :	69740	61058	64383

Statement IIA
Non-Development and Development Budget
Use of Resources

(Taka in Crore)

Description	Budget 2006-07	Revised 2005-06	Budget 2005-06
Public Services - Total	15220	13478	15542
Public Services - Net	2380	2967	2942
Subsidy	736	713	711
Pension and Gratuities	1877	1574	2123
Interest	7463	7384	6929
Investments in Shares and Equities	1084	440	749
Non-ADP Employment Generation Programmes	548	350	491
Others	1132	50	1597
Local Government and Rural Development - Total	6798	6503	6383
Local Government and Rural Development - Net	6795	6503	6383
Pension and Gratuities	3	0	0
Defence Services - Total	4908	4487	4320
Defence Services - Net	4262	3819	3709
Subsidy	208	223	230
Pension and Gratuities	438	445	381
Public Order and Safety - Total	3688	3465	3251
Public Order and Safety - Net	3440	3271	3104
Subsidy	182	194	147
Pension and Gratuities	66	0	0
Education and Technology - Total	11107	9266	9686
Education and Technology - Net	11085	9266	9686
Pension and Gratuities	22	0	0
Health - Total	4794	4111	4240
Health - Net	4776	4111	4240
Pension and Gratuities	18	0	0
Social Security and Welfare - Total	3461	3145	3282
Social Security and Welfare - Net	3251	2938	3124
Pension and Gratuities	8	0	0
Net Outlay for Food Account Operation	202	207	158
Housing - Total	609	636	615
Housing - Net	594	636	615
Pension and Gratuities	15	0	0
Recreation, Culture and Religious Affairs - Total	875	741	731

Statement IIA : Non-Development and Development Budget

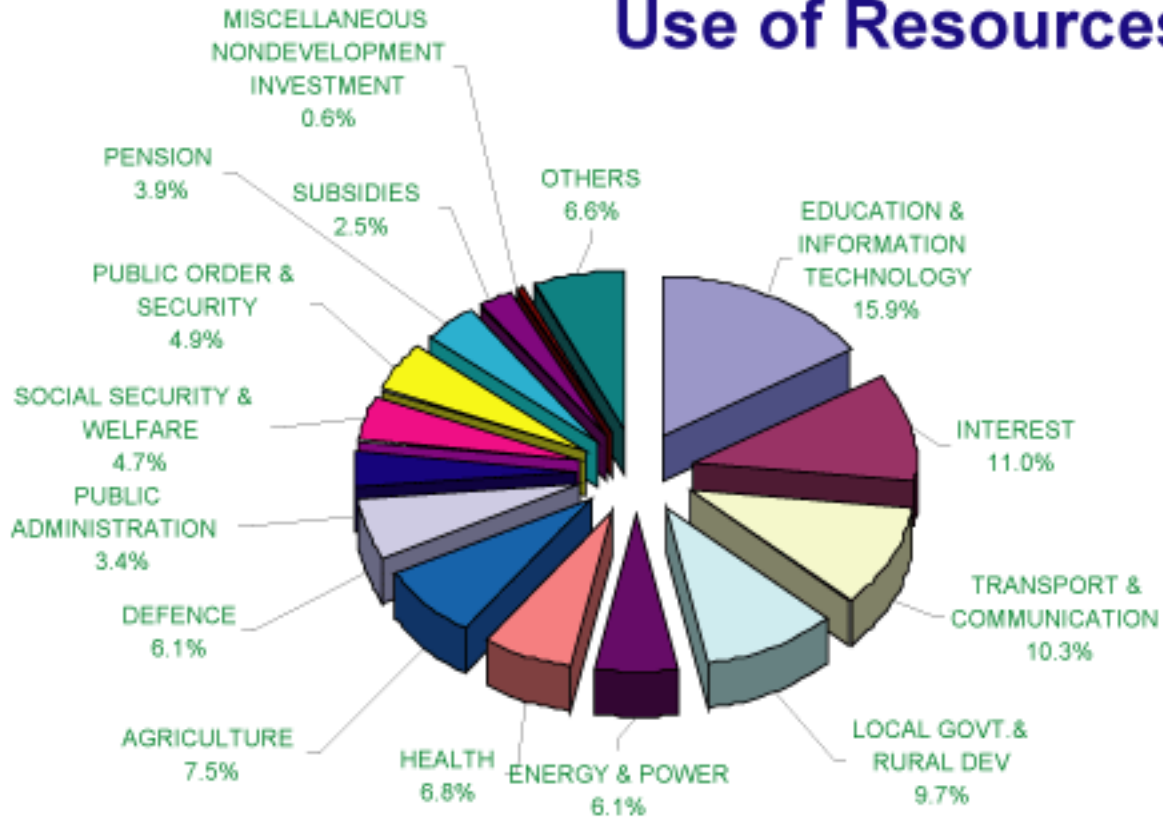
(Taka in Crore)

Description	Budget 2006-07	Revised 2005-06	Budget 2005-06
Recreation, Culture and Religious Affairs - Net	867	739	729
Pension and Gratuities	8	2	2
Fuel and Energy - Total	4283	3769	4293
Fuel and Energy - Net	4283	3769	4293
Agriculture - Total	5820	4494	4729
Agriculture - Net	5199	3894	4129
Subsidy	600	600	600
Pension and Gratuities	21	0	0
Industrial and Economic Services - Total	632	679	590
Industrial and Economic Services - Net	625	679	590
Pension and Gratuities	7	0	0
Transport and Communication - Total	7545	6284	6721
Transport and Communication - Net	7159	5934	6416
Pension and Gratuities	212	189	187
Interest	174	161	118
Total Expenditure :	69740	61058	64383
Group Wise Expenditure by Ministry/Division (Net) :	54716	48526	49960
Subsidies :	1726	1730	1688
Pension & Gratuities :	2694	2209	2693
Interest :	7637	7545	7047
Investments on Shares & Equities/1 :	1084	440	749
Net Outlay for Food Account Operation :	202	207	158
Non-ADP Employment Generation Programmes/1 :	548	350	491
Others/2 :	1132	50	1597

1. In the Chart (Graph-II) Investments in Shares & Equities, Loans and Advances (Net), Structural Adjustment Expenditure and Non-ADP Employment Generation Programmes have been lumped together and termed as "Miscellaneous Non-Development Investments".
2. 'Others expenditure' in the Graph-II includes net outlay for Food Account Operations and other block allocations.

Graph II
NON-DEVELOPMENT & DEVELOPMENT BUDGET:2006-07
(TAKA 697.40 BILLION)

Use of Resources



Statement III
Broad Details of Non-Development Expenditure/1
(excluding loans & advances, domestic & foreign debt, food account operations
and structural adjustment)

(Taka in Crore)

Ministry/Division	Budget 2006-07	Revised 2005-06	Budget 2005-06
Public Services			
Office of the President			
Non-Development Revenue	4	4	4
Total - Office of the President :	4	4	4
Parliament			
Non-Development Revenue	42	44	41
Non-Development Capital	1	2	2
Total - Parliament :	43	46	43
Prime Minister's Office			
Non-Development Revenue	67	53	57
Non-Development Capital	2	10	0
Total - Prime Minister's Office :	69	63	57
Cabinet Division /2			
Non-Development Revenue	18	21	22
Total - Cabinet Division :	18	21	22
Election Commission			
Non-Development Revenue	141	94	29
Non-Development Capital	1	0	0
Total - Election Commission :	142	94	29
Ministry of Establishment			
Non-Development Revenue	422	355	346
Non-Development Capital	53	20	20
Programmes Financed from Non-Development Budget	0	4	1
Total - Ministry of Establishment :	475	379	367
Public Service Commission			
Non-Development Revenue	10	7	6
Total - Public Service Commission :	10	7	6
Finance Division - (excluding Domestic Debt Repayment and Loans) /3			
Non-Development Revenue	4227	2735	4736
Non-Development Capital	1081	440	748
Programmes Financed from Non-Development Budget	332	0	405
Total - Finance Division :	5640	3175	5889
Internal Resources Division (IRD)			
Non-Development Revenue	633	602	593
Non-Development Capital	9	12	7
Programmes Financed from Non-Development Budget	0	7	7
Total - Internal Resources Division (IRD) :	642	621	607

1. Non-Development Expenditure = Non-Developmental Expenditure (Budget at a Glance) + Programmes financed from Non-development Budget.
2. Block allocation for payment of salary and allowances of officers/staff of recently abolished Bureau of Anti-corruption has been included.
3. Includes allocation for civil pension, parts of subsidy, unexpected expenditure and block allocation for new programmes.

Statement III

(Taka in Crore)

Ministry/Division	Budget 2006-07	Revised 2005-06	Budget 2005-06
Economic Relations Division (Excluding Foreign Debt Repayment)			
Non-Development Revenue	24	19	18
Non-Development Capital	4	4	3
Total - Economic Relations Division :	28	23	21
Planning Division			
Non-Development Revenue	68	59	61
Non-Development Capital	0	3	3
Programmes Financed from Non-Development Budget	1	5	3
Total - Planning Division :	69	67	67
Implementation, Monitoring and Evaluation Division			
Non-Development Revenue	5	4	4
Programmes Financed from Non-Development Budget	0	1	1
Total - Implementation, Monitoring and Evaluation Division :	5	5	5
Ministry of Foreign Affairs			
Non-Development Revenue	227	239	209
Non-Development Capital	16	8	17
Programmes Financed from Non-Development Budget	8	10	20
Total - Ministry of Foreign Affairs :	251	257	246
Total - Public Services :	7396	4762	7363
Local Government and Rural Development			
Local Government Division			
Non-Development Revenue	856	777	774
Non-Development Capital	3	1	1
Total - Local Government Division :	859	778	775
Rural Development and Co-operatives Division			
Non-Development Revenue	182	211	226
Non-Development Capital	1	10	10
Programmes Financed from Non-Development Budget	1	3	0
Total - Rural Development and Co-operatives Division :	184	224	236
Ministry of Chittagong Hill Tracts Affairs			
Non-Development Revenue	128	128	126
Total - Ministry of Chittagong Hill Tracts Affairs :	128	128	126
Total - Local Government and Rural Development :	1171	1130	1137
Defence Services			
Ministry of Defence - Defence Services			
Non-Development Revenue	3558	3270	2978
Non-Development Capital	1101	1064	1190
Total - Ministry of Defence - Defence Services :	4659	4334	4168
Ministry of Defence - Others Services			
Non-Development Revenue	86	76	76
Non-Development Capital	1	1	1
Total - Ministry of Defence - Others Services :	87	77	77
Total - Defence Services :	4746	4411	4245

Statement III

(Taka in Crore)

Ministry/Division	Budget 2006-07	Revised 2005-06	Budget 2005-06
Public Order and Safety			
Ministry of Law, Justice and Parliamentary Affairs			
Non-Development Revenue	187	171	160
Non-Development Capital	3	5	3
Total - Ministry of Law, Justice and Parliamentary Affairs :	190	176	163
Supreme Court			
Non-Development Revenue	26	22	20
Non-Development Capital	0	2	1
Total - Supreme Court :	26	24	21
Ministry of Home Affairs			
Non-Development Revenue	2960	2634	2481
Non-Development Capital	167	343	266
Programmes Financed from Non-Development Budget	93	15	15
Total - Ministry of Home Affairs :	3220	2992	2762
Anti Corruption Commission			
Non-Development Revenue	15	4	10
Non-Development Capital	0	1	0
Total - Anti Corruption Commission :	15	5	10
Total - Public Order and Safety :	3451	3197	2956
Education and Technology			
Primary and Mass Education Ministry			
Non-Development Revenue	2460	2124	2100
Total - Primary and Mass Education Ministry :	2460	2124	2100
Ministry of Education - Education Division			
Non-Development Revenue	4523	4130	4063
Non-Development Capital	58	54	54
Programmes Financed from Non-Development Budget	64	39	43
Total - Ministry of Education - Education Division :	4645	4223	4160
Ministry of Science and Information & Communication Technology			
Non-Development Revenue			
Programmes Financed from Non-Development Budget	108	110	110
Total - Ministry of Science and Information & Communication Technology :	109	111	111
Total - Education and Technology :	7214	6458	6371
Health			
Ministry of Health and Family Welfare			
Non-Development Revenue	2327	1985	1975
Non-Development Capital	82	80	88
Total - Ministry of Health and Family Welfare :	2409	2065	2063
Total - Health :	2409	2065	2063

Statement III

(Taka in Crore)

Ministry/Division	Budget 2006-07	Revised 2005-06	Budget 2005-06
Social Security and Welfare			
Ministry of Social Welfare			
Non-Development Revenue (including old-age pension)	623	522	509
Non-Development Capital	3	2	2
Programmes Financed from Non-Development Budget	35	28	25
Total - Ministry of Social Welfare :	661	552	536
Ministry of Women and Childrens' Affairs			
Non-Development Revenue (including VGD Programme, Widowed & Deserted Women allowances)	557	511	510
Non-Development Capital	2	1	1
Programmes Financed from Non-Development Budget	7	3	4
Total - Ministry of Women and Childrens' Affairs :	566	515	515
Ministry of Liberation Affairs			
Non-Development Revenue	113	78	89
Programmes Financed from Non-Development Budget	0	1	0
Total - Ministry of Liberation Affairs :	113	79	89
Ministry of Food and Disaster Management			
Non-Development Revenue (including VGF, TR, GR and allocation for Special Relief and Subsidies Food Account Operation)	995	779	833
Programmes Financed from Non-Development Budget	4	0	4
Total - Ministry of Food and Disaster Management :	999	779	837
Total - Social Security and Welfare :	2339	1925	1977
Housing			
Ministry of Housing and Public Works			
Non-Development Revenue	508	501	502
Non-Development Capital	51	56	50
Programmes Financed from Non-Development Budget	0	9	4
Total - Ministry of Housing and Public Works :	559	566	556
Total - Housing :	559	566	556
Recreation, Culture and Religious Affairs			
Ministry of Information			
Non-Development Revenue	182	168	159
Non-Development Capital	31	19	21
Programmes Financed from Non-Development Budget	8	8	7
Total - Ministry of Information :	221	195	187
Ministry of Cultural Affairs			
Non-Development Revenue	52	47	44
Programmes Financed from Non-Development Budget	11	12	6
Total - Ministry of Cultural Affairs :	63	59	50

Statement III

(Taka in Crore)

Ministry/Division	Budget 2006-07	Revised 2005-06	Budget 2005-06
Ministry of Religious Affairs			
Non-Development Revenue	45	43	40
Programmes Financed from Non-Development Budget	4	7	5
Total - Ministry of Religious Affairs :	49	50	45
Ministry of Youth and Sports			
Non-Development Revenue	119	95	104
Programmes Financed from Non-Development Budget	11	30	19
Total - Ministry of Youth and Sports :	130	125	123
Total - Recreation, Culture and Religious Affairs :	463	429	405
Fuel and Energy			
Petroleum and Mineral Resources Division			
Non-Development Revenue	22	20	20
Programmes Financed from Non-Development Budget	1	1	1
Total - Petroleum and Mineral Resources Division :	23	21	21
Energy Division			
Non-Development Revenue	3	2	2
Total - Energy Division :	3	2	2
Total - Fuel and Energy :	26	23	23
Agriculture			
Ministry of Agriculture /4			
Non-Development Revenue	1214	1102	1090
Non-Development Capital	9	4	4
Programmes Financed from Non-Development Budget	705	661	20
Total - Ministry of Agriculture :	1928	1767	1114
Ministry of Fisheries and Livestock			
Non-Development Revenue	300	237	212
Non-Development Capital	1	1	1
Programmes Financed from Non-Development Budget	70	38	80
Total - Ministry of Fisheries and Livestock :	371	276	293
Ministry of Environment and Forest			
Non-Development Revenue	113	104	101
Non-Development Capital	1	4	0
Programmes Financed from Non-Development Budget	14	7	6
Total - Ministry of Environment and Forest :	128	115	107
Ministry of Land			
Non-Development Revenue	258	228	223
Programmes Financed from Non-Development Budget	0	2	2
Total - Ministry of Land :	258	230	225
Ministry of Water Resources			
Non-Development Revenue	460	287	285
Programmes Financed from Non-Development Budget	50	97	103
Total - Ministry of Water Resources :	510	384	388
Total - Agriculture :	3195	2772	2127

4. An amount of 500 crore taka, previously allocated in the development budget of the Ministry of Agriculture for agriculture assistance and development programs has been transferred to non-development budget, which increased the allocation of non-development budget both in the FY 2005-06 revised and FY 2006-07 budget.

Statement III

(Taka in Crore)

Ministry/Division	Budget 2006-07	Revised 2005-06	Budget 2005-06
Industrial and Economic Services			
Ministry of Industries			
Non-Development Revenue	48	43	42
Total - Ministry of Industries :	48	43	42
Ministry of Textiles and Jute			
Non-Development Revenue	34	147	27
Programmes Financed from Non-Development Budget	6	8	7
Total - Ministry of Textiles and Jute :	40	155	34
Ministry of Commerce			
Non-Development Revenue	45	42	40
Non-Development Capital	0	1	1
Total - Ministry of Commerce :	45	43	41
Ministry of Labour and Employment			
Non-Development Revenue	18	15	15
Non-Development Capital	0	1	1
Total - Ministry of Labour and Employment :	18	16	16
Ministry of Expatriates' Welfare and Overseas Employment			
Non-Development Revenue			
Total - Ministry of Expatriates' Welfare and Overseas Employment :	35	30	31
Employment :	35	30	31
Total - Industrial and Economic Services :	186	287	164
Transport and Communication			
Ministry of Communication			
Non-Development Revenue	2058	1660	1682
Non-Development Capital	3	41	2
Total - Ministry of Communication :	2061	1701	1684
Ministry of Shipping			
Non-Development Revenue	51	47	44
Non-Development Capital	0	1	0
Programmes Financed from Non-Development Budget	8	16	1
Total - Ministry of Shipping :	59	64	45
Ministry of Civil Aviation and Tourism			
Non-Development Revenue	4	2	2
Total - Ministry of Civil Aviation and Tourism :	4	2	2
Ministry of Post and Telecommunications			
Non-Development Revenue	738	672	645
Non-Development Capital	66	61	62
Total - Ministry of Post and Telecommunications :	804	733	707
Total - Transport and Communication :	2928	2500	2438

Statement III

(Taka in Crore)

Ministry/Division	Budget 2006-07	Revised 2005-06	Budget 2005-06
Interest			
Domestic			
Non-Development Revenue	6298	6246	5752
Total - Domestic :	6298	6246	5752
Foreign			
Non-Development Revenue	1339	1299	1295
Total - Foreign :	1339	1299	1295
Total - Interest :	7637	7545	7047
Total - Non-Development Revenue (A) :	39536	34805	35523
Total - Non-Development Capital (B) :	2750	2252	2559
of which Investments in Shares and Equities (C) :	1085	439	749
Total - Augmented Non-Development Revenue Expenditure/1 (A+B-C) :	41201	36618	37333
Total - Programmes Financed from Non-Dev. Budget (D) :	1434	1013	790
Total - Non-Development Revenue Expenditure (Excluding Loans & Advances, Domestic & Foreign Debt , Food Operation and structural adjustment) (A+B+D) :	43720	38070	38872
Memorandum Item :			
Net Outlay for Food Account Operation - Net (E) :	202	207	158
Loans & Advances - Net (F) :	-1211	-32	-1161
Non-ADP Employment Generation Programmes (G) :	548	350	491
Structural Adjustment Expenditure (H) :	0	200	750
Total-Non-Development Expenditure (Excluding Domestic & Foreign Borrowing) (A+B+D+E+F+G+H) :	43259	38795	39110

- In the Chart (Graph-III) Investments in Shares & Equities, Loans and Advances (Net), Structural Adjustment Expenditure and Non-ADP Employment Generation Programmes have been lumped together and termed as 'Miscellaneous Non-Development Investment'.
- In the Chart (Graph-III) Block, Recreation & Culture Sector's expenditure and Net Outlay for Food Account Operation (Net) have been added together and termed as 'Others'.

EXPLANATORY NOTES:**Revised Budget : 2005-06**

- An additional amount to the tune of Taka 245 crore has been provided for the implementation of basic pay according to the National Pay Scale 2005, for the inclusion of the officers and staffs of the completed development projects in the Revenue Budget of the ministries (especially the Ministry of Health and Family Welfare and Ministry of Primary and Mass Education) and for recruitment in several important ministries.

P.T.O

- ❑ An additional amount of Taka 492 crore has been allocated under 'Supplies and Services' head for payment of electricity, municipal rates and taxes, land tax, telephone, travel expenses, contingent staff, petrol & lubricant, training expenses, freight and transport charges, hiring charges, seminar and conference expenses, seeds and plants, vaccines & medicines, procurement of food stuffs, arms and ammunition, honorarium/fees/remuneration etc.
- ❑ An additional amount to the tune of Taka 498 crore has been allocated for interest payments.

Budget : 2006-07

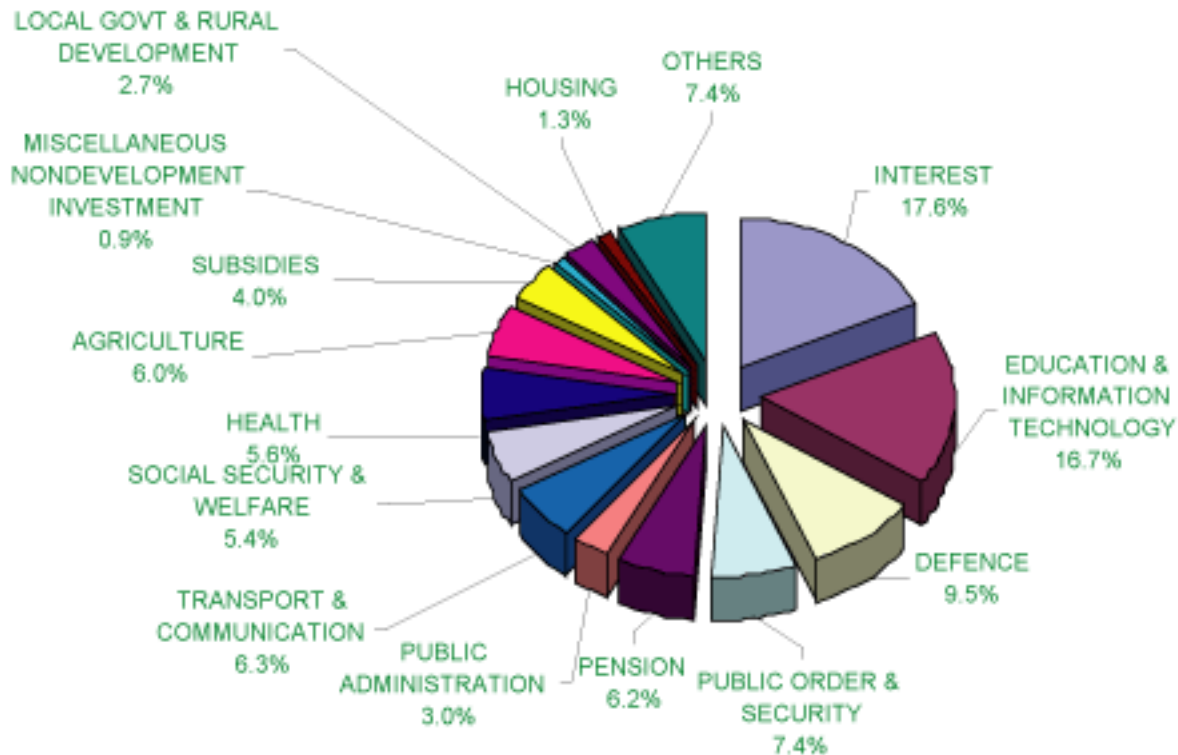
- ❑ An additional amount of Taka 1597 crore has been provided for the implementation of the allowances part of National Pay Scale 2005 and for normal increment of pay and allowances.
- ❑ An additional amount of Taka 223 crore compared to revised budget has been allocated under the Repair and Maintenance head for the repair and maintenance of rural roads, highways, culverts, government buildings/infrastructures, hospitals, schools, colleges and government vehicles and appliances.
- ❑ An additional amount to the tune of Taka 92 crore compared to the revised budget has been provided for the interest payments.
- ❑ An additional amount to the tune of Taka 148 crore has been allocated for the continuation of micro credit programmes for the ministries.
- ❑ An additional amount to the tune of Taka 80 crore compared to the revised budget has been provided to accommodate additional requirements due to increased per-capita amount and number of beneficiaries of "Widowed and Deserted Women Scheme" and "Old Age Pension Scheme" under the social safety net programmes.
- ❑ An Additional amount to the tune of Taka 33 crore compared to the revised budget has been provided to accommodate additional requirements due to increased per-capita amount and number of beneficiaries of "Allowances for Retarded Disabled Person" and "Distressed Freedom Fighter's Honourarium".
- ❑ Food-grain of 2.00 lakh MT as VGD against the Ministry of Women and Children Affairs, 75 thousand MT as TR against the Ministry of Hill Tracts Affairs and 1.5 lakh MT as TR, 64 thousand MT as GR and 2.5 lakh MT as VGF against the Ministry of Food and Disaster Management has been allocated.
- ❑ An amount of 750 crore Taka has been allocated for special funds like Micro-Entrepreneur Development Fund, Special Fund for Employment Generation for the Hard-core poor, Equity and Entrepreneurship Fund, NGO Foundation, Support to Credit Schemes for Agro-based industries, Fund for Housing the Homeless, Fund for Rehabilitation of the Acid-Burnt People, Fund for Mitigating Risks due to Natural Disasters, Fund for Reduction of Temporary Unemployment, Fund for Retraining and Employment of the Voluntarily Retired/Retrenched Employees/Labourers and Fund for Retraining and Employment of Workers/ Employees of Readymade Garments Industries.
- ❑ Amount of Taka 100 crore, Taka 50 crore and Taka 20 crore has been allocated against the three newly created funds named respectively "Renewable Energy Development Fund", "Fund for Disaster Affected Marginal Farmers and Poultry Owners" and " Fund for Training to Improve Efficiency of the Workers/ Employees of Readymade Garments Industries".

Graph-III

NON-DEVELOPMENT BUDGET:2006-07

(TAKA 432.59 BILLION)

Details of Non-Development Expenditure



Statement IV
Economic Analysis of Non-Development Expenditure
(excluding loans & advances, domestic & foreign debt, food account operations
and structural adjustments)

(Taka in Crore)

Description	Budget 2006-07	Revised 2005-06	Budget 2005-06
Non-Development Revenue Expenditure			
Pay and Allowances			
Pay of Officers	1111	1050	1098
Pay of Establishment	5153	4952	4846
Allowances	5455	4120	3933
Sub-Total - Pay and Allowances :	11719	10122	9877
Goods and Services			
Supplies and Services	3794	3832	3340
Repairs, Maintenance and Rehabilitation	2594	2371	2424
Sub-Total - Goods and Services :	6388	6203	5764
Interest Payments			
Domestic	6298	6246	5752
Foreign	1339	1299	1295
Sub-Total - Interest Payments :	7637	7545	7047
Subsidies and Current Transfers			
Subsidies	1726	1730	1688
Grants in Aid	8099	7104	7301
Contributions to International Organisation	30	28	22
Write-Off of Loans and Advances	2	1	1
Pensions and Gratuities	2695	2210	2693
Sub-Total - Subsidies and Current Transfers :	12552	11073	11705
Block Allocations			
Unexpected	800	50	1118
Others	1201	571	664
Sub-Total - Block Allocations :	2001	621	1782
Deduct			
Recoveries	761	759	652
Sub-Total - Deduct :	761	759	652
Total - Non-Development Revenue Expenditure (A) :	39536	34805	35523

Statement IV

(Taka in Crore)

Description	Budget 2006-07	Revised 2005-06	Budget 2005-06
Non-Development Capital Expenditure			
Acquisition of Assets and Works			
Acquisition of Assets	1398	1440	1463
Acquisition of Land	41	26	33
Construction and Works	226	347	314
Sub-Total - Acquisition of Assets and Works (B) :	1665	1813	1810
Total - Augmented Non-Development Revenue Expenditure (A+B) :	41201	36618	37333
Investments in Shares and Equities			
Share Capital	29	4	78
Equity Investment	225	125	175
Investment for Recapitalisation	755	273	300
Others	76	37	196
Sub-Total - Investments in Shares and Equities (C) :	1085	439	749
Total - Non-Development Capital Expenditure (B+C) :	2750	2252	2559
Programmes Financed from Non-Development Budget			
Detail Estimates	172	388	23
Block Allocation	1262	625	767
Total - Programmes Financed from Non-Development Budget (D) :	1434	1013	790
Total Non-Development Expenditure (Excluding Loans & Advances, Domestic & Foreign Debt, Food Account Operations and Structural Adjustments) (A+B+C+D) :	43720	38070	38872

Memorandum Item :

Net Outlay for Food Account Operation/2 (E) :	202	207	158
Loans & Advances-Net/1 (F) :	-1211	-32	-1161
Non-ADP Employment Generation Programmes/1 (G) :	548	350	491
Structural Adjustment Expenditure/1 (H) :	0	200	750
Total - Non-Development Expenditure (Excluding Domestic & Foreign Debt Repayment) (A+B+C+D+E+F+G+H) :	43259	38795	39110

1. In the Chart (Graph-IV) Investments in Shares & Equities, Loans and Advances (Net), Structural Adjustment Expenditure and Non-ADP Employment Generation Programmes have been lumped together and termed as "Miscellaneous Non-Development Investments".

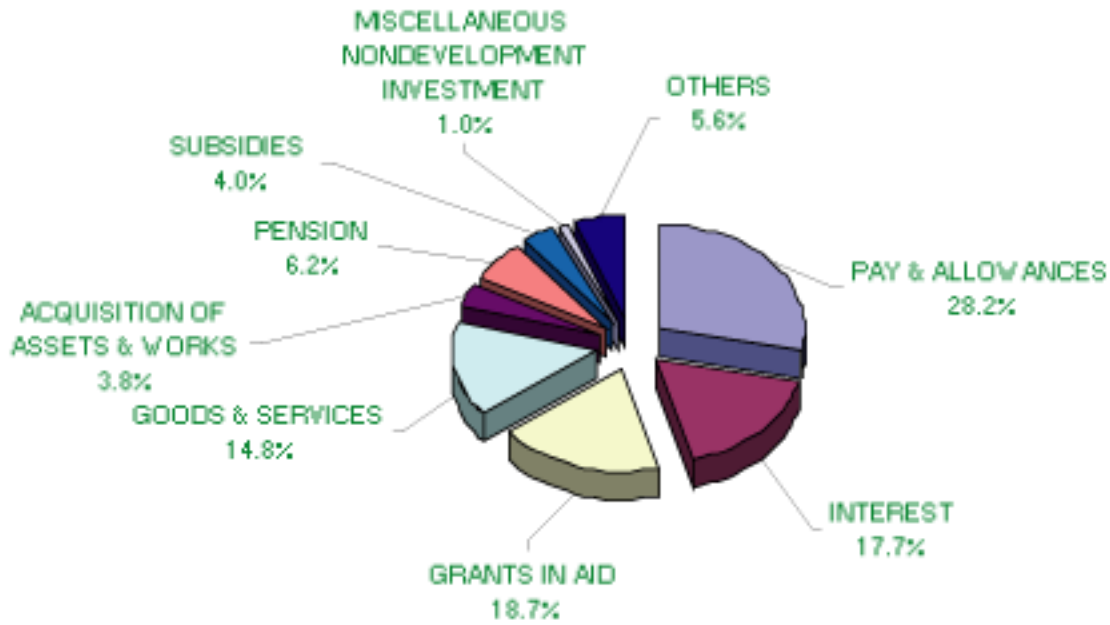
2. In the Chart (Graph-IV) Block and Net Outlay for Food Account Operation together constitute 'Others' expenditure.

Graph IV

NON-DEVELOPMENT BUDGET:2006-07

(TAKA 432.59 BILLION)

Economic Analysis of Non- Development Expenditure



Statement V Foreign Grants and Loans

(Taka in Crore)

Description	Budget 2006-07	Revised 2005-06	Budget 2005-06
Foreign Assistance			
Grants			
Food Aid	362	440	507
Commodity Aid	140	168	925
Project Aid	1750	1511	1612
Others	256	357	261
Sub-Total - Grants :	2508	2476	3305
Loans			
Project Aid	7000	5614	5888
Non-ADP Project Aid	548	350	491
Special Support/Credit for Development	2070	2447	2256
Special Credit for Structural Adjustment Expenditure	0	200	750
Policy Loan	0	345	661
Sub-Total - Loans :	9618	8956	10046
Total - Foreign Assistance :	12126	11432	13351
Use of Foreign Assistance			
For ADP			
Project Aid	8750	7125	7500
Commodity Aid	140	168	925
Special Support/Credit for Development	2070	2447	2256
Food Aid for FFW (ADP)	102	258	254
Previous Year's Deposit with Commercial Bank	256	357	261
Policy Loan	0	345	661
Sub-Total - For ADP :	11318	10700	11857
Others			
Food Aid	260	182	253
Non-ADP Project Aid	548	350	491
Special Credit/Assistance for Structural Adjustment	0	200	750
Sub-Total - Others :	808	732	1494
Total - Use of Foreign Assistance :	12126	11432	13351

Statement VIA

Loans & Advances and Other Non-Development Expenditure

(Taka in Crore)

Description	Budget 2006-07	Revised 2005-06	Budget 2005-06
A. Receipts			
Financial Institution	45	68	49
Non-Financial Institutions	1204	1317	1150
Government Employees	92	92	92
Sub-Total - Receipts :	1341	1477	1291
B. Payments			
Non-Financial Institutions	10	210	10
Government Employees	120	120	120
Sub-Total - Payments :	130	330	130
Loans & Advances - Net (B-A) :	-1211	-1147	-1161
C. Payment of liabilities vested upon Government :	0	1115	0
Loans & Advances and Payment of Liability - Net (B-A+C) :	-1211	-32	-1161
D. Structural Adjustment Expenditure :	0	200	750
E. Non-ADP Employment Generation Programmes :	548	350	491

Explanatory Notes :

1. The Government provides Guarantees and Counter Guarantees against loan negotiated by various State-owned financial and non-financial enterprises. Most of them are for implementing different public policies and programmes. If the contracting organisations fail to pay their loan in-time, the guarantees are invoked and the liabilities for payment are vested upon the Government. Consequently, this has future fiscal implication. For the first time, to improve transparency, a list of such guarantees and counter guarantees (valid beyond 30th June 2006) is appended below:

List of Guarantees & Counter Guarantees (Valid beyond 30 June, 2006)

(In Million US\$)

Sl. No.	Purpose of Guarantee/Counter Guarantee	Issue Date	Amount	Duration
<u>Guarantee (A) :</u>				
1	ICB Debenture	30/11/1997	8.54	30/11/2011
2	Collection of 10 Metric ton 9 Pound and 15 Metric ton 75 Pound 'A' Rail by Bangladesh Railway from China National Machinery and Equipment Import & Export Corporation (CNMEC)	04/11/1999	14.80	24/10/2011
3	Procurement of Coastal Ship, Ferry and Sea Truck by BIWTC from CMC Hitran International Ship Building Co.	07/03/2000	100.00	07/04/2014
4	Establishment of District Level Digital Telephone from China National Machinery and Equipment Import & Export Corporation (CNMEC)	09/03/2000	240.00	02/12/2016

List of Guarantees & Counter Guarantees
(Valid beyond 30 June, 2006)

(In Million US\$)

SL NO.	Purpose of Guarantee/Counter Guarantee	Issue Date	Amount	Duration
<u>Guarantee (A):</u>				
5	Extension of some Electric Plants of Power Development Board by M/S China National Electric Wire & Cable Import/Export Corporation	27/07/2000	86.91	28/10/2012
6	Implementation of Greater Dhaka Electricity Distribution Project (Phase- 4) by Dhaka Electric Supply Authority (DESA) from GIETC, China.	17/06/2001	75.23	15 Year
7	For BMRE of Karnaphuli Paper Mill under BCIC from M/S China National Electric Wire & Cable Import/Export Corporation.	10/07/2001	87.11	15 Year
8	Maintenance & Modernization of Ghorasal Heat Electricity Centre (1st & 2nd Unit) by M/S Technopromex Part (TPE)	10/07/2001	17.72	26/04/2010
9	Establishment of 230 KV Electric Plant in Baghabari, Sirajgonj and Bogra	18/09/2003	8.93	12 Year
10	Implementation of the Project for Installation of Digital Radio Links and Digital Telephone Exchanges at Chittagong Hill Tracts	25/07/2004	162.06	30/10/2021
11	Supplying the Goods and Rendering Services for Bogra-Barapukuria 230 KV Transmission Line Project by M/S China National Electric Wire & Cable Import/Export Corporation.	28/04/2005	15.94	12 Year
12	For increasing the Over Draft Limit of Bangladesh Petroleum Corporation (BPC) from Janata Bank to Purchase Crude and Refined Petroleum Products	30/04/2005	153.85	Unlimited
13	Financing of Submarine Cable Project	04/05/2005	60.00	10 Year
14	Upgradation of CC Limit of Sonali Bank	02/11/2005	214.29	1 Year
15	Upgradation of CC Limit of Janata Bank	02/11/2005	42.86	1 Year
16	Upgradation of CC Limit of Krishi Bank	02/11/2005	28.56	1 Year
17	BPC Loan for Procurement of Refined Oil from Sonali Bank	20/11/2005	857.14	Unlimited
18	Loan to meet Capital crisis of BJMC by Sonali, Rupali, Janata and Agrani Bank	27/02/2006	55.21	1 Year
19	Loan to 2 Jute Mills of BJMC by Rupali Bank	17/05/2006	21.09	31/12/2006
20	Loan to 3 Jute Mills of BJMC by Janata Bank	17/05/2006	10.97	31/12/2006
21	Loan to 5 Jute Mills of BJMC by Agrani Bank	17/05/2006	10.86	31/12/2006
Sub-Total (A) :			2,272.07	
<u>Counter Guarantee (B):</u>				
1	Establishment of Boro Pukuria Electric Centre Project.	08/09/2002	225.96	01/10/2017
2	Loan to Ansar VDP Development Bank by Bangladesh Bank	17/09/2002	1.70	16/09/2007
3	Import of Fertilizer by BCIC under IDB Loan	29/05/2006	30.00	1 Year
Sub-Total (B) :			257.66	
Grand Total (A+B) :			2,529.73	

2. In FY 2005-06 to meetup the liquidity of BPC three year bond amounting Taka one thousand crore has been issued in favour of Sonali Bank.

Statement VIB Domestic Borrowing

(Taka in Crore)

Description	Budget 2006-07	Revised 2005-06	Budget 2005-06
A. Domestic Debt Receipts			
Borrowing from Banking System			
Long-term Debt	670	200	520
Short-term Debt	14438	13532	11941
Sub-Total - Borrowing from Banking System :	15108	13732	12461
Non-Bank Borrowing			
National Savings Schemes	12700	11545	11486
Others	5481	4765	4877
Sub-Total - Non-Bank Borrowing :	18181	16310	16363
Total - Domestic Debt Receipts :	33289	30042	28824
B. Repayment of Domestic Debt			
Repayment of Borrowing from Banking System			
Long-term Debt	243	326	326
Short-term Debt	9431	8495	8495
Sub-Total - Repayment of Borrowing from Banking	9674	8821	8821
Repayment of Non-Bank Borrowing			
National Savings Schemes	10099	8945	7761
Others	4681	4136	3902
Sub-Total - Repayment of Non-Bank Borrowing :	14780	13081	11663
Total - Repayment of Domestic Debt :	24454	21902	20484
C. Net Domestic Debt			
Borrowing from Banking System (Net)			
Long-term Debt (Net)	427	-126	194
Short-term Debt (Net)	5007	5037	3446
Sub-Total - Borrowing from Banking System (Net) :	5434	4911	3640
Non-Bank Borrowing (Net)			
National Savings Schemes (Net)	2600	2600	3726
Others (Net)	800	629	975
Sub-Total - Non-Bank Borrowing (Net) :	3400	3229	4701
Total - Net Domestic Debt :	8834	8140	8341

Statement VII
Public Accounts of the Republic

(Taka in Crore)

Description	Budget 2006-07	Revised 2005-06	Budget 2005-06
A. Receipts			
National Savings Schemes	12699	11545	11486
State Provident Funds	1970	1307	1400
Renewal, Reserve & Depreciation Funds	37	34	37
Deposit Accounts	1665	1630	1641
Current Assets	1409	1394	1399
Suspense Accounts	400	400	400
Total - Receipts :	18180	16310	16363
B. Payments			
National Savings Schemes	10099	8945	7761
State Provident Funds	1270	800	780
Renewal, Reserve & Depreciation Funds	31	31	31
Deposit Accounts	1572	1507	1292
Current Assets	1408	1398	1399
Suspense Accounts	400	400	400
Total - Payments :	14780	13081	11663
C. Net Public Accounts of the Republic			
National Savings Schemes (Net)	2600	2600	3726
Others (Net)	800	629	975
Total - Net Public Accounts of the Republic :	3400	3229	4701

Statement VIII Summary of Food Account

(In thousand M. T.)

(Taka in Crore)

Description	Budget 2006-07	Revised 2005-06	Budget 2005-06	Budget 2006-07	Revised 2005-06	Budget 2005-06
A. Gross Expenditure						
Import Through Foreign Assistance						
Rice	4	48	4	7	88	6
Wheat	250	250	375	354	352	501
Import Own Resources						
Rice	100		50	190		82
Wheat	200	103	100	259	130	129
Freight				28	25	45
Sub-Total - Import :	554	401	529	838	595	763
Internal Procurement						
Rice	1100	1100	1150	1300	1287	1094
Rice Arrears				401	365	526
Wheat	75	50	75	94	60	90
Sub-Total - Internal Procurement :	1175	1150	1225	1795	1712	1710
Operating Expenses						
Operating Expenses				250	243	225
Establishment and Flour Mills				121	105	108
Sub-Total - Operating Expenses :				371	348	333
Total - Gross Expenditure :	1729	1551	1754	3004	2655	2806
B. Distribution						
Cash Sales						
Rice	470	322	460	471	208	469
Wheat	145	135	135	60	54	44
Sub-Total - Cash Sales :	615	457	595	531	262	513
Non Monetised						
FFW-Rice	250	230	225	431	368	373
FFW-Wheat	68	168	168	102	259	254
VGD, TR, GR & etc. -Rice	599	525	499	1032	853	828
VGD, TR, GR & etc. -Wheat	140	140	150	210	215	226
Subsidy				496	491	454
Sub-Total - Non Monetised :	1057	1063	1042	2271	2186	2135
Total - Distribution :	1672	1520	1637	2802	2448	2648
State Trading (Net Outlay B-A) :				-202	-207	-158
C. Memorandum Entries						

Statement VIII : Summary of Food Account

(In thousand M. T.)

(Taka in Crore)

Description	Budget 2006-07	Revised 2005-06	Budget 2005-06	Budget 2006-07	Revised 2005-06	Budget 2005-06
Transfer to Foreign Aid Deposit Account						
Previous year's deposit with different Commercial banks for Development Activities				20	10	30
Transfers from Food Sale Proceeds for Development Activities (Non-ADP)				50	95	100
FFW in kind (Non-ADP)				431	368	373
FFW in kind (ADP)				102	258	254
Sub-Total - Transfer to Foreign Aid Deposit				603	731	757
Adjustment						
Financed from Food Aid				362	440	507
Previous year's deposit with different Commercial banks for Development Activities				20	10	30
State Trading Shortfall/Surplus				-202	-207	-158
Total - Impact on Domestic Resources :				-423	-488	-378

Statement VIII

(In thousand M. T.)

Description	Budget 2006-07	Revised 2005-06	Budget 2005-06
Opening Stock			
Rice	493	422	322
Wheat	405	445	433
Total - Opening Stock :	898	867	755
Procurement			
Rice	1204	1148	1204
Wheat	525	403	550
Total - Procurement :	1729	1551	1754
Stock			
Rice	1697	1570	1526
Wheat	930	848	983
Total - Stock :	2627	2418	2509
Off Stock			
Rice	1319	1077	1184
Wheat	353	443	453
Total - Off Stock :	1672	1520	1637
Closing Stock			
Rice	378	493	342
Wheat	577	405	530
Total - Closing Stock :	955	898	872

Statement IX

Resources for Annual Development Programme

(Taka in Crore)

Description	Budget 2006-07	Revised 2005-06	Budget 2005-06
Internal Resources			
Revenue Receipt			
NBR Tax Revenue	41055	34456	35652
Non-NBR Tax Revenue	1860	1719	1660
Non-Tax Revenue	9627	8693	8410
Total - Revenue Receipts :	52542	44868	45722
Deduct :			
Non-Development Revenue Expenditure	39536	34805	35523
Revenue Surplus :	13005	10063	10198
Deduct :			
Non-Development Capital Expenditure	2750	2252	2559
Programmes Financed from Non-Development Budget	1434	1013	790
Foreign Debt Repayment	3762	3382	3030
Net Outlay for Food Account Operation	423	488	379
Non-ADP FFW (Cash)	0	300	300
Loans and Advances (Net)	-1211	-32	-1161
Add :			
Domestic Borrowing (Net)			
Borrowing from Banking System (Net)	5434	4911	3640
Non-Bank Borrowing (Net)	3400	3229	4701
Total - Internal Resources :	14682	10800	12643
External Resources			
Add :			
Project Aid	8750	7125	7500
Commodity Aid	140	168	925
Special Support/Credit for Development	2070	2447	2256
Food Aid for FFW (ADP)	102	258	254
Previous Year's Deposit with Commercial Banks	256	357	261
Policy Loan	0	345	661
Total - External Resources :	11318	10700	11857
Total - Resources :	26000	21500	24500
Annual Development Programme:	26000	21500	24500

Statement X

Development Expenditure by Ministry/Division/1

(Taka in Crore)

Ministry/Division	Budget 2006-07	Revised 2005-06	Budget 2005-06
Public Services			
Parliament			
Annual Development Programme	11	13	6
Prime Minister's Office			
Annual Development Programme	296	215	295
Non-ADP FFW & Transfer	43	63	50
Total - Prime Minister's Office :	339	278	345
Cabinet Division			
Annual Development Programme	0	1	2
Election Commission			
Annual Development Programme	3	1	0
Ministry of Establishment			
Annual Development Programme	114	88	111
Public Service Commission			
Annual Development Programme	4	5	5
Finance Division			
Annual Development Programme	234	253	214
Internal Resources Division (IRD)			
Annual Development Programme	26	4	2
Economic Relations Division			
Annual Development Programme	24	2	4
Planning Division			
Annual Development Programme	327	161	476
Implementation, Monitoring and Evaluation Division			
Annual Development Programme	8	9	7
Total - Public Services :	1090	815	1172
Local Government and Rural Development			
Local Government Division			
Annual Development Programme	5263	5021	4808
Rural Development and Co-operatives Division			
Annual Development Programme	121	113	194
Ministry of Chittagong Hill Tracts Affairs			
Annual Development Programme	240	239	244
Total - Local Government and Rural Development :	5624	5373	5246

1. Development Expenditure = ADP + Non-ADP FFW and transfers (Budget at a glance)

Developmental Expenditure = Development Expenditure + Programmes financed from non-development budget + Non ADP Employment Generation programmes.

Statement X : Development Expenditure by Ministry/Division

(Taka in Crore)

Ministry/Division	Budget 2006-07	Revised 2005-06	Budget 2005-06
Defence Services			
Ministry of Defence			
Annual Development Programme	158	75	75
Total - Defence Services :	158	75	75
Public Order and Safety			
Ministry of Law, Justice and Parliamentary Affairs			
Annual Development Programme	68	64	57
Ministry of Home Affairs			
Annual Development Programme	158	202	238
Total - Public Order and Safety :	226	266	295
Education and Technology			
Primary and Mass Education Ministry			
Annual Development Programme	2261	1695	1728
Ministry of Education - Education Division			
Annual Development Programme	1525	1060	1499
Ministry of Science and Information & Communication Technology			
Annual Development Programme	93	52	88
Total - Education and Technology :	3879	2807	3315
Health			
Ministry of Health and Family Welfare			
Annual Development Programme	2375	2047	2177
Total - Health :	2375	2047	2177
Social Security and Welfare			
Ministry of Social Welfare			
Annual Development Programme	106	55	90
Ministry of Women and Childrens' Affairs			
Annual Development Programme	183	87	128
Ministry of Liberation Affairs			
Annual Development Programme	22	65	63
Ministry of Food & Disaster Management			
Annual Development Programme	179	107	176
Total - Social Security and Welfare :	914	1014	1147

Statement X : Development Expenditure by Ministry/Division

(Taka in Crore)

Ministry/Division	Budget 2006-07	Revised 2005-06	Budget 2005-06
Housing			
Ministry of Housing and Public Works			
Annual Development Programme	46	70	59
Total - Housing :	46	70	59
Recreation, Culture and Religious Affairs			
Ministry of Information			
Annual Development Programme	86	23	79
Ministry of Cultural Affairs			
Annual Development Programme	68	38	50
Ministry of Religious Affairs			
Annual Development Programme	74	58	12
Ministry of Youth and Sports			
Annual Development Programme	184	192	183
Total - Recreation, Culture and Religious Affairs :	412	311	324
Fuel and Energy			
Petroleum and Mineral Resources Division			
Annual Development Programme	674	350	1000
Energy Division			
Annual Development Programme	3586	3397	3270
Total - Fuel and Energy :	4260	3747	4270
Agriculture			
Ministry of Agriculture			
Annual Development Programme	1221	632	1099
Ministry of Fisheries and Livestock			
Annual Development Programme	207	148	258
Ministry of Environment and Forest			
Annual Development Programme	114	159	310
Ministry of Land			
Annual Development Programme	99	36	56
Non-ADP FFW & Transfer	14	0	33
Total - Ministry of Land :	113	36	89
Ministry of Water Resources			
Annual Development Programme	956	747	846
Total - Agriculture :	2611	1722	2602

Statement X : Development Expenditure by Ministry/Division

(Taka in Crore)

Ministry/Division	Budget 2006-07	Revised 2005-06	Budget 2005-06
Industrial and Economic Services			
Ministry of Industries			
Annual Development Programme	204	219	255
Ministry of Textiles and Jute			
Annual Development Programme	20	25	31
Ministry of Commerce			
Annual Development Programme	133	59	68
Ministry of Labour and Employment			
Annual Development Programme	86	90	72
Total - Industrial and Economic Services :	443	393	426
Transport and Communication			
Ministry of Communication			
Annual Development Programme	3296	2708	3148
Ministry of Shipping			
Annual Development Programme	327	102	209
Ministry of Civil Aviation and Tourism			
Annual Development Programme	50	86	89
Ministry of Post and Telecommunications			
Annual Development Programme	770	727	719
Total - Transport and Communication :	4443	3623	4165
Total - Annual Development Programme (A) :	26000	21500	24500
Total - Non-ADP FFW & Transfer/2 (B) :	481	763	773
Total - Development Expenditure (A+B) :	26481	22263	25273

2. Transfers from Food Sale Proceeds for Development Activities (Non-ADP) and FFW in kind (Non-ADP) of Statement VIII and Non-ADP FFW (Cash) of Statement IX together constitute Non-ADP FFW and Transfer.

Graph V
DEVELOPMENT BUDGET:2006-07
(TAKA 264.81 BILLION)
Details of Development Expenditure

